



State's New Bamboo Law Requires You To Inform Customers



To all retailers and installers of bamboo in Connecticut,

The Connecticut Legislature recently passed Public Act No. 13-82, An Act Regulating the Planting and Sale of Running Bamboo. The new law defines "running bamboo" as "any bamboo in the genus *Phyllostachys*, including *Phyllostachys aureosulcata*."

This new law makes property owners who plant running bamboo liable for damage the bamboo causes across property boundaries after Oct. 1, 2013, requires setbacks or containment of bamboo near property lines, requires running bamboo plants to be labeled at the point of sale, and provides for enforcement by municipal constables, municipal tree wardens, zoning enforcement officers, inland wetlands and watercourses enforcement officers, and DEEP. Running bamboo includes any bamboo in the genus *Phyllostachys*.

The new law requires that retail sellers or installers of running bamboo provide to customers who purchase running bamboo a statement about its fast growth. Retail sellers and installers of running bamboo must also provide a "plain language" summary of this new law and recommendations on containment.

DEEP BNR suggests that the text on the next page plus CNLA's bamboo tag on page 16 be used to satisfy these requirements. **Important:** for the section on containment, the text (right) represents the minimum level of detail that should be provided to the customer, and should not be taken as the acceptable minimum planting requirements for running bamboo in an in-ground container in all situations. Actual conditions may necessitate more or less rigorous container design and these are only recommendations, not requirements. Additionally, growers and sellers of running bamboo can provide more specific or more detailed recommendations or diagrams to their customers if desired.

NEED FENCE?

We're now in your neighborhood!

56 Fenn Road, Newington, CT

- Cedar & Spruce Stockade
- Popular Cedar Custom Wood Fencing
- Popular PVC fence styles
- Post & Rail - Locust and Cedar Fencing & Gates
- Welded Wire, Field Fence & Deer Fence
- Aluminum Ornamental Fences
- Bamboo Reed Fence
- PVC & Aluminum Railings



We've got deer fence products:

- TENAX Cintoflex
- Welded Wire
- Steel Hex Deer Fencing
- High Tensile




Wayside
Fence Co.

www.waysidefence.com

860-594-1090





State-Required Handout for Running Bamboo Customers

For Our Customers: State's New Bamboo Law

Label information

Running bamboo (genus *Phyllostachys*)

Running bamboo is a fast-growing aggressive plant that if not properly contained can spread rapidly from the point of planting to areas where bamboo growth is not wanted.

Under Connecticut law (Public Act 13-82)

It is now illegal to allow running bamboo that you have planted on your property to grow beyond the boundaries of your property. Beginning October 1, 2013, you are also liable for removal costs and any damages caused to neighboring properties.


Beginning October 1, 2013, any running bamboo that you plant on your property within 100 feet of a neighboring property or a public right-of-way **must** be planted within a containment system or in an above-ground container. If you do not follow this requirement, you can be fined \$100 per day until you remove or contain the bamboo.

Containment recommendations

Each situation is unique and the following containment recommendations are intended only as a general guide. Depending on soil conditions, species of bamboo planted, and other factors, containment needs at your location may be different. Implementing these recommendations should not be considered a guarantee of containment.

If you are planting bamboo using a containment system, you can plant bamboo within an above-ground pot or planter, or within a barrier system installed directly into the soil. You can construct a barrier out of polyethylene (plastic), metal, cement, or other materials to surround the bamboo planting. The barrier should extend at least 30-36" deep into the soil and above the soil by at least 2". Seams or joints in the material should be overlapped and reinforced. The function of the barrier is to redirect rhizomes up to the soil surface, where they may be controlled. **Regular maintenance of the barrier will be required for the containment system to remain effective.**

For further control recommendations, consult with your local nursery or landscape plant professional.



State-
Required
Handout for
Running Bamboo Customers

CONNECTICUT BAMBOO LAW

Proper Planting for Running **Bamboo**

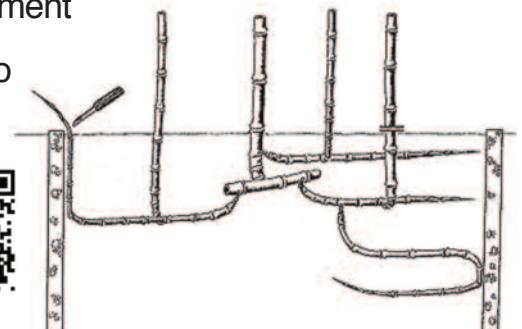
Hardy bamboo can be used as a focal point in the garden, and is valuable as a fast growing screening plant. However, be aware this plant can spread quite rapidly by underground rhizomes (roots) after it becomes established, and some form of containment may likely be necessary (see reverse side). This is especially true along property lines. Mowing the new shoots is effective in controlling spread. When the bamboo shoots emerge in the spring, they are tender and easily clipped. Herbicides like Roundup® may also be effective in mid to late summer



CONNECTICUT NURSERY & LANDSCAPE ASSOCIATION

Rhizome barrier for Running **Bamboo**

You can construct a barrier out of polyethylene, metal, cement, or fiberglass to surround the plant and avoid undesirable spread. The barrier should extend 28"-30" deep into the soil, and extend above the soil at least 2". Polyethylene lasts longest and is most flexible to be freeformed to any desired bed line. Leave a 2" lip above ground to check for any rhizomes (roots) that may try to grow over it. When properly installed, the rhizome barrier provides excellent containment of your bamboo plant.



Seek advice from your local plant professional.